



Common (but tricky) GovCMS requirements



David Flores-Condezo
Delivery manager

**DrupalSouth
Community Day**

What we will be talking about?



GovCMS

Why it's important?



Caveats



About me



GovCMS SaaS Limitations

We do it

GovCMS SaaS (Software as a Service)

We do the hard work, so you don't have to.

All you need to worry about is building your website and your content.

GovCMS SaaS Limitations

- Limited Customization and Flexibility
- Dependency on Approved Modules
- Limited API Integrations and External Services

Content

Getting onto the platform: Complex migrations

- Scenario



Getting onto the platform: Complex migrations

- Analysis

1. GovCMS includes the Migrate module



So what to do?



Getting onto the platform: Complex migrations

- Solution

1. Initial Site Development outside of GovCMS



Getting onto the platform: Complex migrations

- Solution

1. Initial Site Development outside of GovCMS
2. Forklift onto GovCMS



WOW



Embargoed time sensitive content

- Scenario



Embargoed time sensitive content

- Analysis

1. Automation



Embargoed time sensitive content

- Analysis

1. Automation

2. **Timing**



Embargoed time sensitive content

- Analysis

1. Automation

2. Timing

3. Update references



So what to do?



Embargoed time sensitive content

- Solution

1. Scheduled Transitions module

The screenshot shows the 'Scheduled transitions' module interface. At the top, there is a navigation bar with 'Manage', 'Shortcuts', 'admin', and 'Devel'. Below this is a secondary navigation bar with icons and labels for 'Content', 'Structure', 'Appearance', 'Extend', 'Configuration', 'People', 'Reports', and 'Help'. The main header area displays 'Scheduled transitions' with a star icon. Below the header, there are tabs for 'View', 'Edit', 'Delete', 'Revisions', 'Scheduled transitions (1)', and 'Devel'. The content area shows a breadcrumb 'Home » Test Content' and a green notification box with a checkmark stating 'Scheduled a transition for Wed, 10/24/2018 - 09:00'. Below the notification is a blue button labeled '+ Add Scheduled transition'. At the bottom, there is a table with the following data:

FROM REVISION	FROM STATE	TO STATE	ON DATE	SCHEDULED BY	OPERATIONS
#109	Draft	Published	Wed, 10/24/2018 - 09:00	admin	Delete

Embargoed time sensitive content

- Solution
 1. Scheduled Transitions module
 2. **Custom Cron timing**



Embargoed time sensitive content

- Solution
 1. Scheduled Transitions module
 2. Custom Cron timing
 3. **Cache Tags**



Embargoed files

- Scenario



Embargoed files

- Analysis

1. Addition of Files



Embargoed files

- Analysis
 - **A public file is visible to anyone if they know the URL.**



So what to do?



Embargoed files

- Solution 1

1. It's okay to use private files and rely on content workflow



Embargoed files

- Solution 2



Upload when needed


Embargoed files

- Solution 3

1. **Custom code (Submit handler hook)**



Embargoed files



Break time

eLearning and Microsites

- Scenario



eLearning and Microsites

- Analysis

- 1. Drupal is a CMS, it is not a file system or eLearning platform**



eLearning and Microsites

- Solution

1. Minisite module

Minisite settings for Article ☆

[Edit](#) [Field settings](#)

[Home](#) » [Administration](#) » [Structure](#) » [Content types](#) » [Article](#) » [Manage fields](#)

Label *

Help text

Instructions to present to the user below this field on the editing form.
Allowed HTML tags: <a> <big> <code> <i> <ins> <pre> <q> <small> <sub> <sup> <tt> <p>

This field supports tokens.

Required field

Allowed archive file extensions *

Separate extensions with a space or comma and do not include the leading dot.

File directory

Optional subdirectory within the upload destination where files will be stored. Do not include preceding or trailing slashes.

Maximum upload size

Enter a value like "512" (bytes), "80 KB" (kilobytes) or "50 MB" (megabytes) in order to restrict the allowed file size. If left empty the file sizes will be limited only by PHP's maximum post and file upload sizes (current limit **100 MB**).

Enable *Description* field
The description field allows users to enter a description about the uploaded file.

Allowed file extensions in uploaded minisite files *

Separate extensions with a space or comma and do not include the leading dot.

[Save settings](#) [Delete](#)

eLearning and Microsites

- Solution

1. **No Out-of-the-Box integration back into Drupal**



Sections and channels

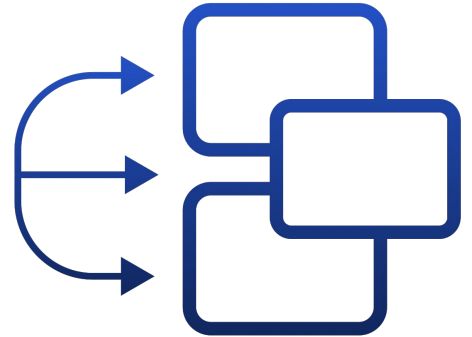
- Scenario



Sections and channels

- Analysis

1. **Functional Complexity**
2. **UX and Content Design**



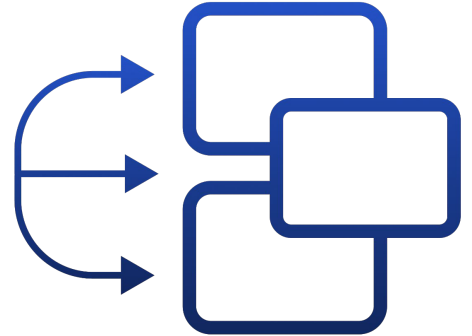
So what to do?



Sections and channels

- Analysis

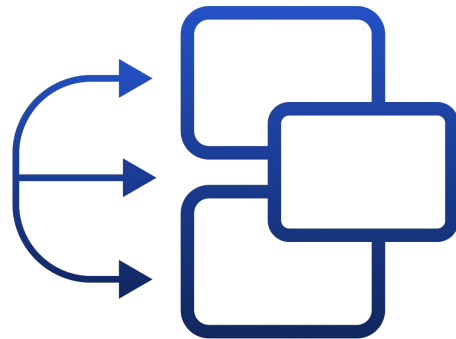
1. No theme switcher in GovCMS



Sections and channels

- Solution

1. Custom style injection

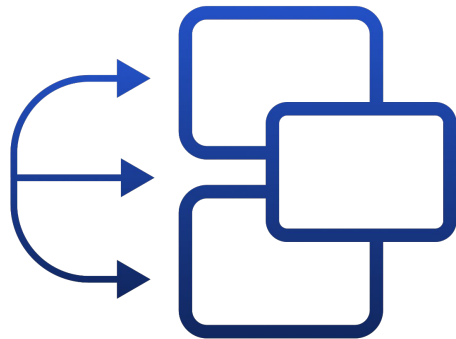


Sections and channels

- Solution

1. Custom style injection


2. **Separate set of CSS variables**





Avoiding zombie files

- **Standard Drupal Behaviour**
 1. New File
 2. New URL



Avoiding zombie files

- Solution


Media Entity File Replace Module

Edit *Document* Test Document

[Edit](#) [Delete](#)

[Home](#)

Name *

File *
 [Test.pdf](#)

REPLACE FILE

File
 No file selected.

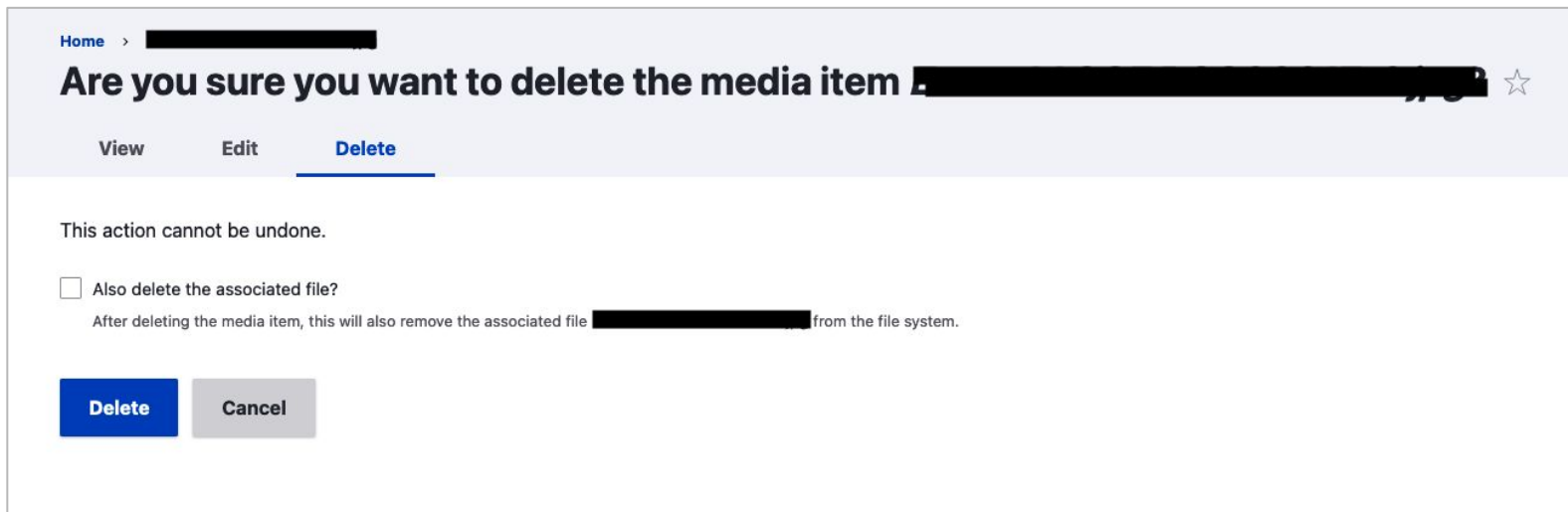
One file only.
10 MB limit.
Allowed types: txt doc docx xls xlsx xlsx pdf ppt pptx pps ppsx odt ods odp dat dta sav por cls tex csv.

Overwrite original file
When checked, the original filename is kept and its contents are replaced with the new file. If unchecked, the filename of the replacement file will be used, and the original file may be deleted if no previous revision references it (depending on your specific site configuration).

Avoiding zombie files

- Solution

Media File Delete



The screenshot shows a confirmation dialog for deleting a media item. At the top, there is a breadcrumb trail "Home > [redacted]". The main heading is "Are you sure you want to delete the media item [redacted]" followed by a star icon. Below the heading are three tabs: "View", "Edit", and "Delete", with "Delete" being the active tab. The main content area contains the text "This action cannot be undone." followed by a checkbox labeled "Also delete the associated file?". Below the checkbox is a note: "After deleting the media item, this will also remove the associated file [redacted] from the file system." At the bottom, there are two buttons: a blue "Delete" button and a grey "Cancel" button.

Home > [redacted]

Are you sure you want to delete the media item [redacted] ☆

View Edit **Delete**

This action cannot be undone.

Also delete the associated file?

After deleting the media item, this will also remove the associated file [redacted] from the file system.

Delete Cancel

Search: Autocomplete

- Scenario



Search: Autocomplete

- Analysis

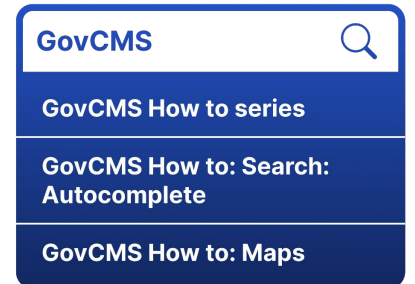


Search: Autocomplete

- Analysis

1. Search API Module

2. Solr



So what to do?

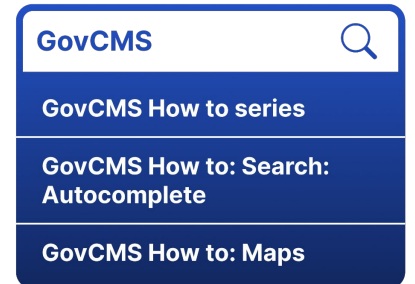


Search: Autocomplete

- Solution

1. View

2. Ajax requests



Webforms, CRM and Data collection

- Scenario



Webforms, CRM and Data collection

- Analysis



So what to do?



Webforms, CRM and Data collection

- Solution

1. CRM



Webforms, CRM and Data collection

- Solution

1. CRM

2. Email data



Webforms, CRM and Data collection

- Solution

1. CRM

2. Email data

3. **Post as JSON data to endpoint**



Webforms, CRM and Data collection

- Solution

1. CRM

2. Email data

3. Post as JSON data to endpoint



Break time

Editor Notifications

- Scenario



Editor Notifications

- Analysis

1. **There is no module in GovCMS SaaS for this**



So what to do?



Editor Notifications

- Solution

1. Email sent per content moderation state



User Notifications

- Scenario



User Notifications

- Analysis



So what to do?



User Notifications

- Solution



RECAP

Recap

1. **GovCMS includes a good number of useful modules**

Recap

1. GovCMS includes a good number of useful modules
2. **Theme layer and client-side technologies can be quite powerful**

Recap

1. GovCMS includes a good number of useful modules
2. Theme layer and client-side technologies can be quite powerful
3. **SSO is almost here!**

Recap

1. GovCMS includes a good number of useful modules
2. Theme layer and client-side technologies can be quite powerful
3. SSO is almost here!
4. **Keep advocating for changes**

Recap

1. GovCMS includes a good number of useful modules
2. Theme layer and client-side technologies can be quite powerful
3. SSO is almost here!
4. Keep advocating for changes
5. ...

Conclusion





Thank you

Morpht.com

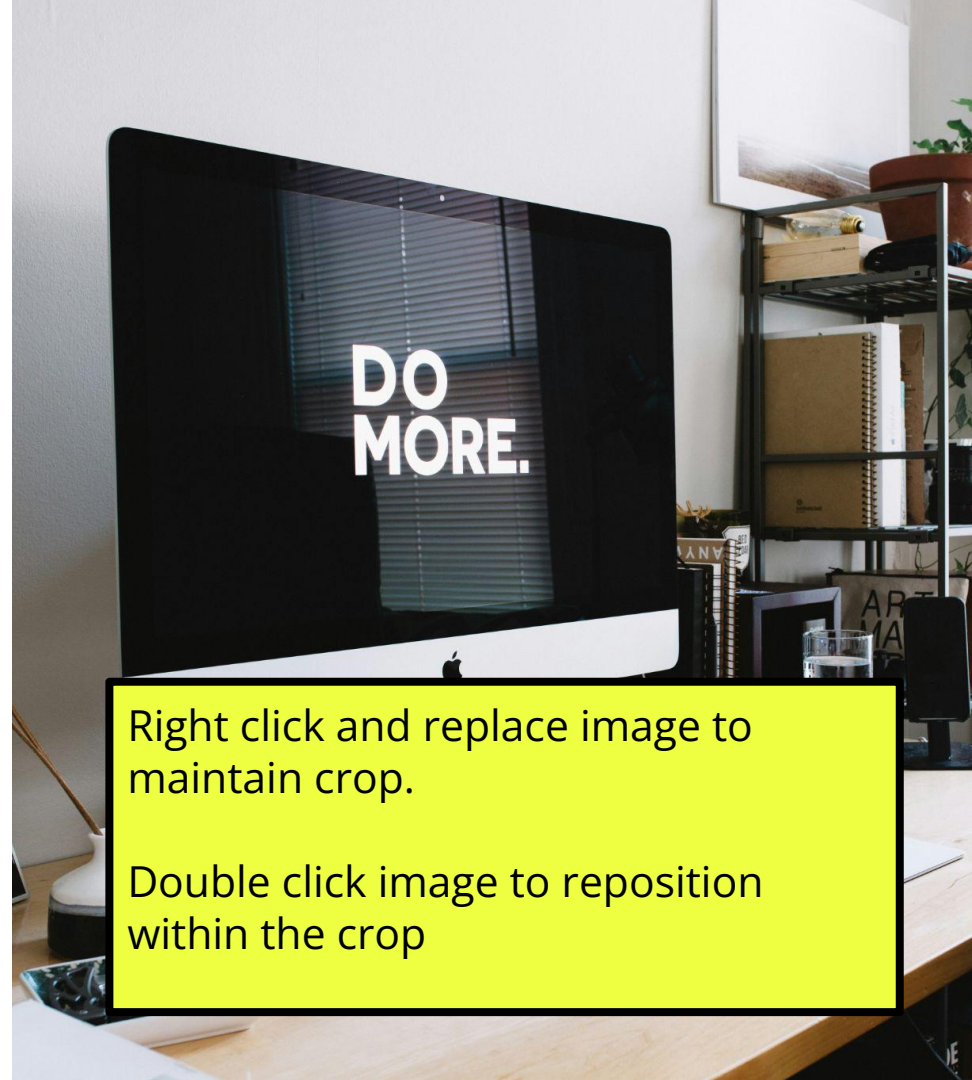
linkedin.com/in/david-flores-condezo/

Get the latest news
from Morpht




OLD SLIDES - KEPT FOR NOW

- Voluptate voluptate in aute.
 - Voluptate voluptate in aute.
- Voluptate voluptate in aute.
- Voluptate voluptate in aute.



Wise words from Patrick Stewart

- Scenario



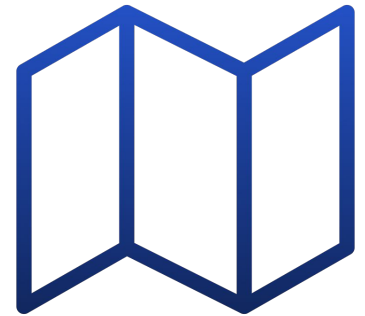
Business intelligence and Charts

- Scenario
 - A guide to incorporating business intelligence visualisations into a GovCMS SaaS website.
- Analysis
- Solution



Maps

- Scenario
 - A guide to setting up a simple map solution on GovCMS SaaS.
- Analysis
- Solution



When Migrate isn't enough

- Scenario
 - A guide on how to set up content migrations on GovCMS SaaS where the requirements fall outside what is usually handled by the Migrate module.
- Analysis
- Solution



Content Workflow

- Scenario
 - A guide on how to set up content workflows on GovCMS SaaS to improve the quality and security of content.
- Analysis
- Solution

Save as:

✓ Draft

Needs Review

Published

Archived

Conclusion



What we will be talking about?



Why it's important?



Caveats



Getting onto the platform: Complex migrations

- Scenario



Embargoed time sensitive content

- Scenario



Embargoed files

- Scenario



eLearning and Microsites

- Scenario



Sections and channels

- Scenario



Search: Autocomplete

- Scenario



Webforms, CRM and Data collection

- Scenario



Editor Notifications

- Scenario



User Notifications

- Scenario

